

4-Way Speed Frame Clamp

This frame clamp is designed so that the speed-clamping nuts will slide freely on the threaded rods without engaging until they come up against a flat surface.

1. Thread the ends of three of the four rods into the corner clamps. Slide the four rods through the unthreaded holes in the three corner clamps so that they form a square, as shown in **Figure 1**. Slide the fourth corner clamp onto one of the rods so that it completes the fourth corner of the square. Thread the end of the fourth rod onto it.

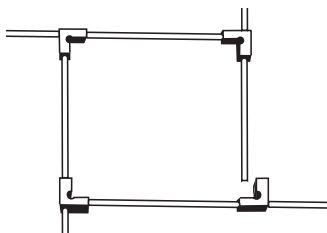


Figure 1: Corner assembly.

2. Place the frame to be clamped inside the square and position the corner clamps so that they are ready for clamping.
3. Slide the knurled speed-clamping nuts onto the threaded rods. Note that the speed-clamping nuts are cross drilled (see **Figure 2**) so that they will slide easily without engaging on the threaded rods until they come up against the corner clamp. Slide the nuts up against the corner clamps and tighten alternate nuts to ensure square clamping.

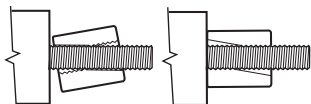


Figure 2: Cross-drilled nuts.

4. To release the clamps, back the nuts off from the corner clamps a turn or two. This will release them from the threading and they will be free sliding.



Tip: Occasionally, a new nut will not align readily. In such a case, more than finger pressure is required to get it to engage when it is used for the first time. Pad the nut with a bit of cloth to prevent marring and use pliers to force it to engage; thereafter, it will work easily with finger pressure alone.

Extension Set

Using the four 24" long rods gives a capacity of up to 23" × 23". Four 21" long rods with coupling nuts are available separately. These allow the speed frame clamp to form a 44" square or a 23" × 65" rectangle.

To accommodate frames with 23" to 26" dimensions, the shorter rods must be threaded into the corner clamps and the longer rods connected with the coupling nuts.

Using only two rods, you can make a pair of fast-acting bar clamps, as shown in **Figure 3**.

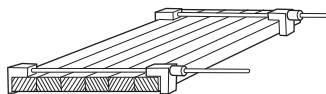


Figure 3: Fast-acting bar clamps.

Accessories

- 05F01.02** Extension Set
- 05F01.03** Extra Speed Nuts, set of 4